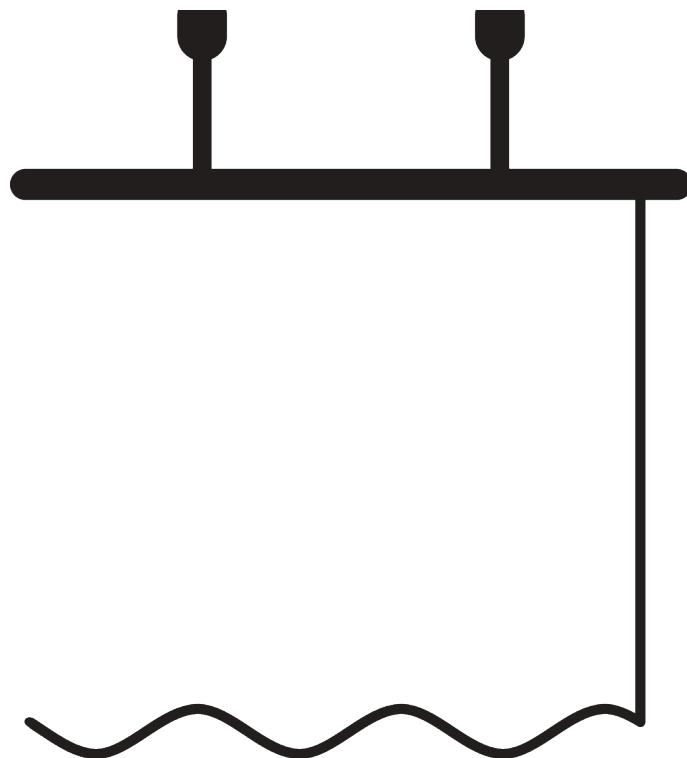


SISTEMI PER DIVISIONE AMBIENTI



NOTE GENERALI

Dimensioni

- Le misure sono in mm, tranne dove indicate.
- Max. Kg è relativo al peso tessuto (accessori inclusi).
- Lo spazio di impacchettamento dipende dal tipo di confezione della tenda e dallo spessore del tessuto.
- Distanza tra gli scivoli a pattino max. 80 mm / tra gli scivoli a rullo max. 100 mm.
- Distanza del tessuto dal pavimento consigliata: 20 mm.
- Per determinare l'altezza del sistema (B), considerare l'altezza minore rilevata.


Installazione

- Installazione solo a cura di personale qualificato.
- Il numero dei punti di fissaggio e il loro posizionamento sono determinati soprattutto dalla superficie di installazione, dalla confezione del tessuto, e da eventuali ostacoli nella corsa.
- Il personale qualificato deve utilizzare viti e sistemi di fissaggio adeguati ad ogni situazione.
- Lo scalino superiore del profilo va sempre rivolto verso l'interno stanza.

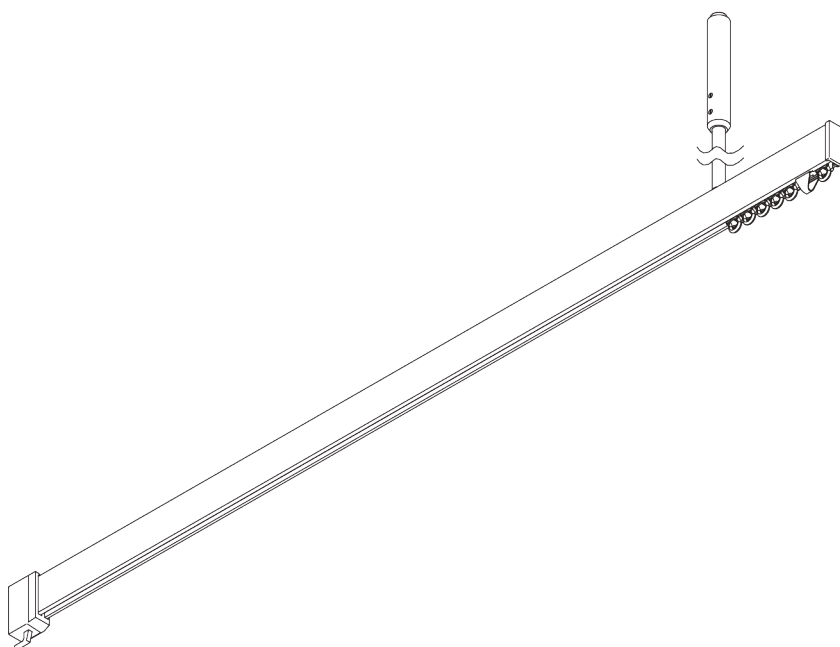
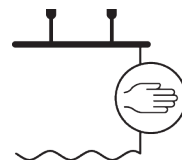
Child Safety

- Tutti i sistemi Silent Gliss rispettano la norma EN 13120.
- Tutte le parti utilizzate rispettano la norma EN 13120.

TABELLA SISTEMI

<u>PAGINA</u>	<u>SISTEMA</u>	<u>MOVIMENTAZIONE</u>	<u>DIMENSIONI</u>	<u>DESIGN</u>	<u>WAVE</u>
5	SG 1085		S - M		
9	SG 6100		S - L		
21	SG 6103		S - L		

SG 1085



INFORMAZIONI SUL PRODOTTO

- **Movimentazione:** strappo
- **Range:** S - M
- **Fissaggio:** sospeso, parete
- **Finiture:** verniciato bianco RAL 9016 e anodizzato argento, altri RAL su richiesta
- **Tessuti:** Silent Gliss Collection

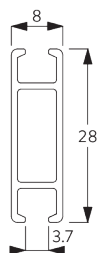
Caratteristiche:

- Curvabile in piano
- Sospeso

SPECIFICHE DEL SISTEMA


A. PROFILO

Profilo e informazioni di curvatura

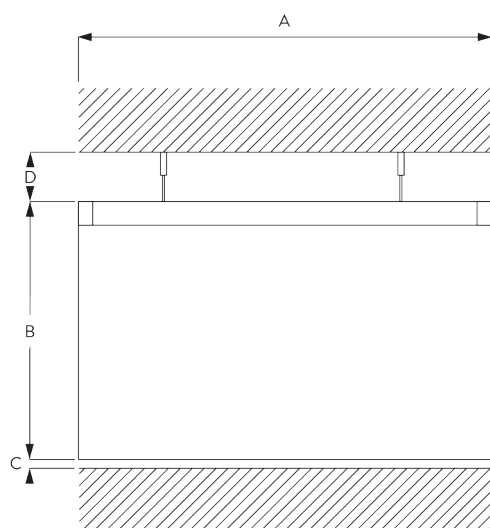


SG 1085p

Profilo

 Raggio:
20 cm, >28 cm

B. MISURE



A: Larghezza del sistema

B: Altezza del sistema

C: Distanza del tessuto dal pavimento

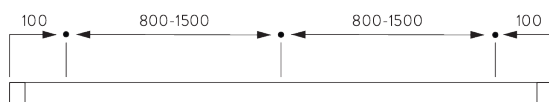
D: Distanza del sistema dal soffitto

INSTALLAZIONE

A. INFORMAZIONI DI FISSAGGIO

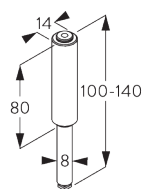
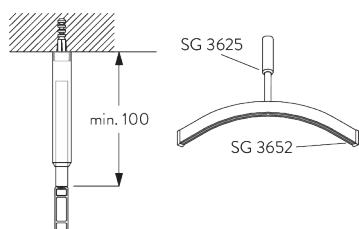
Per informazioni dettagliate a proposito dell'installazione, visita il sito [Silent Gliss](https://www.silentgliss.it).

Punti di fissaggio



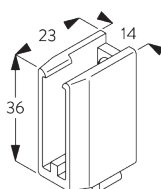
B. INSTALLAZIONE A SOFFITTO

Tirante SG 3625



SG 3625

Tirante

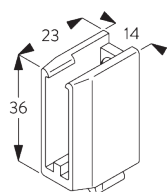
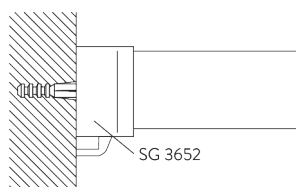


SG 3652

Supporto laterale

C. INSTALLAZIONE A PARETE

Supporto a parete SG 3652

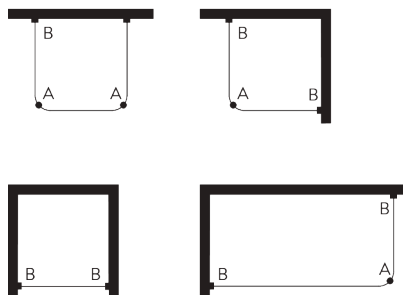


SG 3652

Supporto laterale

OPZIONI DEL SISTEMA

A. POSSIBILI LAYOUT




A: Tirante


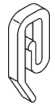

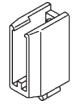
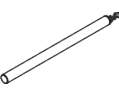
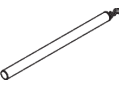
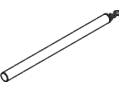
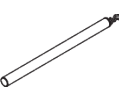
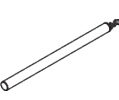
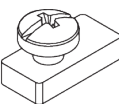
B: Supporto a parete

COMPONENTI

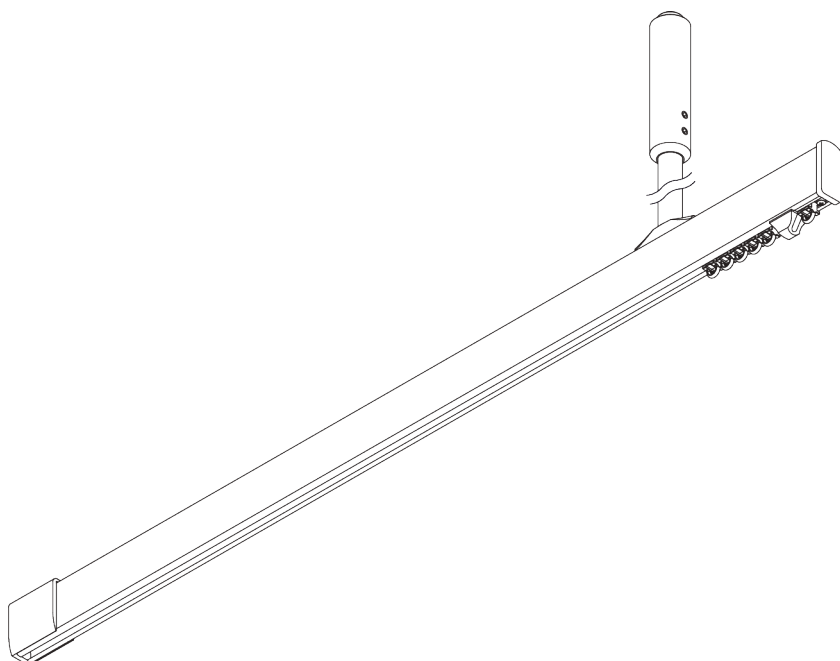
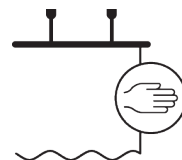
A. COMPONENTI STANDARD

	SG 1085p Profilo
	SG 3070 Arresto con occhio
	SG 3085 Molla di chiusura
	SG 3533 Scivolo con occhio
	SG 3656 Tappo profilo

B. COMPONENTI OPTIONAL

	SG 3534 Scivolo con occhio in matarozza
	SG 3582 Gancio a G
	SG 3625 Tirante
	SG 3652 Supporto laterale
	SG 10430 Asta in alluminio 50 cm
	SG 10431 Asta in alluminio 75 cm
	SG 10432 Asta in alluminio 100 cm
	SG 10433 Asta in alluminio 125 cm
	SG 10434 Asta in alluminio 150 cm
	SG 11335 Fermo con vite

SG 6100



INFORMAZIONI SUL PRODOTTO

- **Movimentazione:** strappo
- **Range:** S - L
- **Fissaggio:** sospeso, soffitto, parete
- **Finiture:** verniciato bianco RAL 9016, verniciato nero RAL 9005 e anodizzato argento, altri RAL su richiesta
- **Tessuti:** Silent Gliss Collection

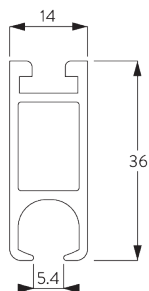
Caratteristiche:

- Divisore di ambienti universale
- Tecnologia con scivolo a 2 componenti (2C)
- Wave (2C)
- Sospeso
- Diversi layout versatili
- Curvabile in piano

SPECIFICHE DEL SISTEMA

A. PROFILO

Profilo e informazioni di curvatura

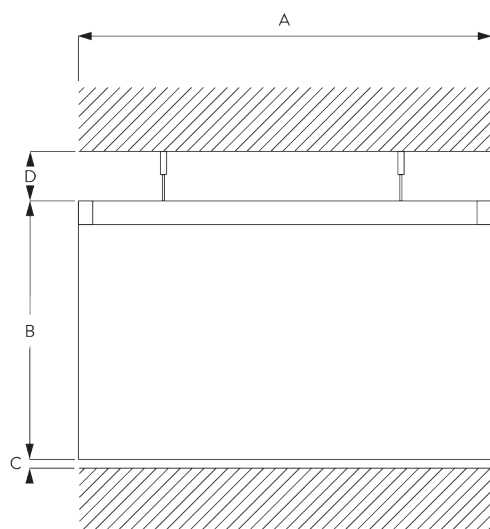


SG 6101

Profilo

Raggio:
20 cm, >25 cm

B. MISURE



A: Larghezza del sistema

B: Altezza del sistema

C: Distanza del tessuto dal pavimento

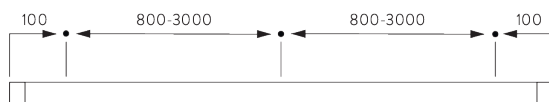
D: Distanza del sistema dal soffitto

INSTALLAZIONE

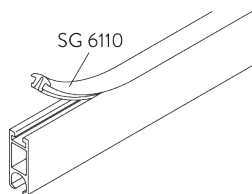
A. INFORMAZIONI DI FISSAGGIO

Per informazioni dettagliate a proposito dell'installazione, visita il sito [Silent Gliss](https://www.silentgliss.it).

Punti di fissaggio

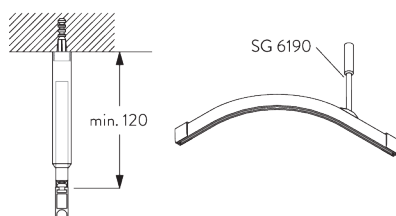


**Copertura anti
polvere**

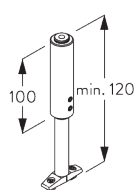


B. INSTALLAZIONE A SOFFITTO

**Tirante SG 6190 /
SG 6196**

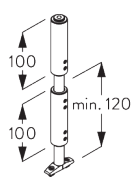


Oppure variante con tirante con doppia manopola SG 6196.



SG 6190

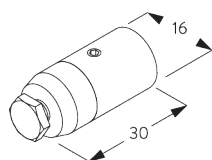
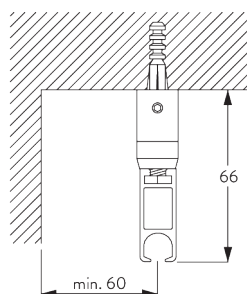
Tirante



SG 6196

Tirante con doppia manopola

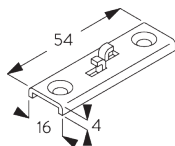
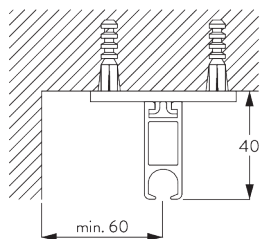
Mini tirante SG 6175



SG 6175

Tirante 3 cm

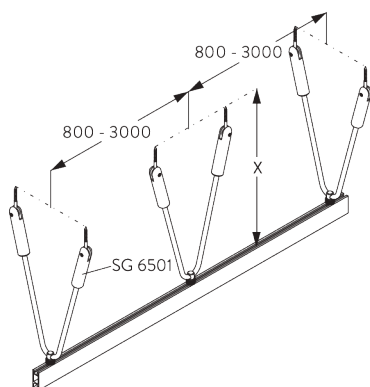
Supporto SG 6124



SG 6124

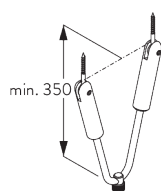
Supporto

Tirante a V



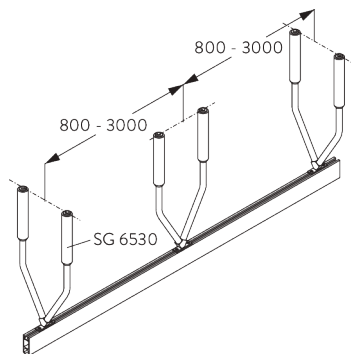
SG 6501:

I tiranti a V garantiscono ulteriore stabilità laterale.



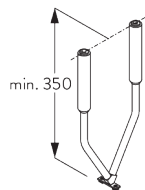
SG 6501

Tirante a V



SG 6530:

Tirante a V garantiscono ulteriore stabilità laterale.



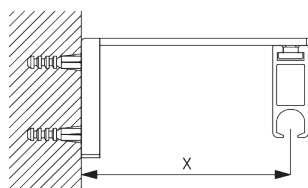
SG 6530

Tirante a V

C. INSTALLAZIONE A

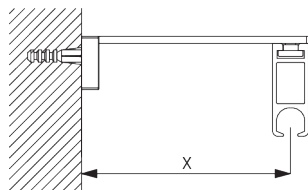
PARETE

Smart Fix



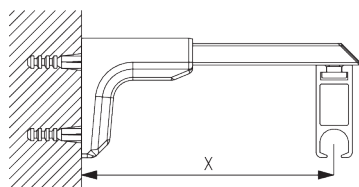
Smart Fix con asola SG 11206 - SG 11208:

Necessaria vite SG 10492 (M4x8).



Smart Fix squadro con asola SG 11216 - SG 11218:

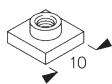
Necessaria vite SG 10492 (M4x8).



Smart Fix universale SG 11154 - SG 11156:

Necessaria vite SG 11131 (M4x6).

Smart Fix	X mm
SG 11206 / SG 11216	33-51
SG 11207 / SG 11217	53-71
SG 11208 / SG 11218	73-91
SG 11154	102-130
SG 11155	132-160
SG 11156	182-210



SG 6117

Dado



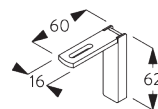
SG 10492

Vite a testa cilindrica M4x8



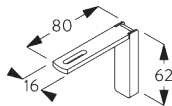
SG 11131

Vite a testa cilindrica con flangia M4x6



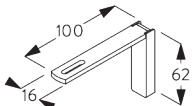
SG 11206

Smart Fix con asola 60 mm



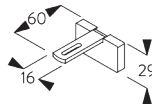
SG 11207

Smart Fix con asola 80 mm



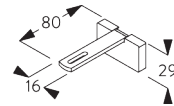
SG 11208

Smart Fix con asola 100 mm



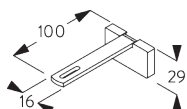
SG 11216

Smart Fix squadrato con asola 60 mm



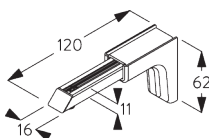
SG 11217

Smart Fix squadrato con asola 80 mm



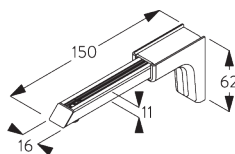
SG 11218

Smart Fix squadrato con asola 100 mm



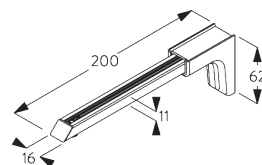
SG 11154

Smart fix universale 120 mm



SG 11155

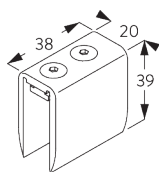
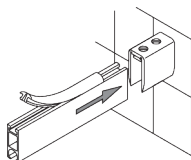
Smart fix universale 150 mm



SG 11156

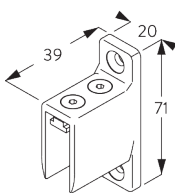
Smart fix universale 200 mm

Supporto a parete SG 6610 & SG 6614



SG 6610

Supporto laterale

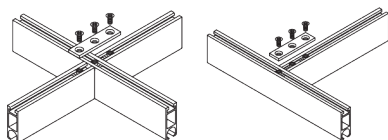


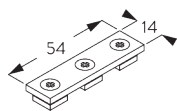
SG 6614

Supporto laterale

D. CONGIUNZIONI TRA PROFILI

Ponti di congiunzione SG 6123

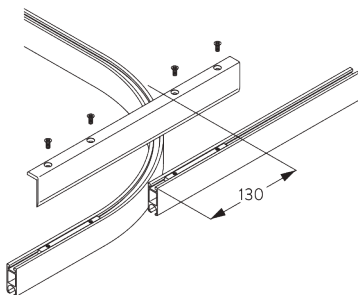
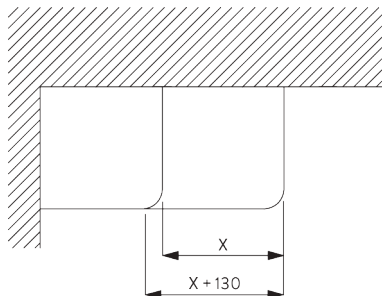




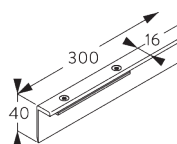
SG 6123

Congiunzione

Ponte di congiunzione SG 6512



Nota: assicurati di allegare uno schizzo!

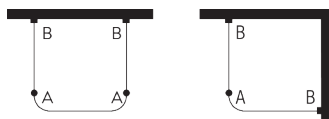


SG 6512

Ponte di congiunzione

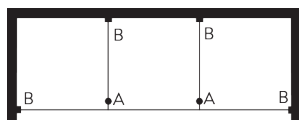
OPZIONI DI SISTEMA

A. POSSIBILI LAYOUT



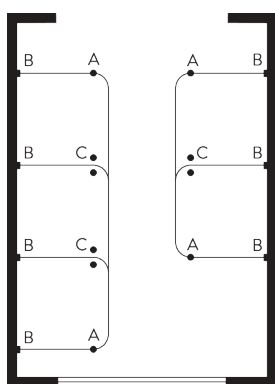
A: Tirante

B: Supporto a parete



A: Tirante

B: Supporto a parete

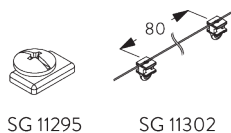
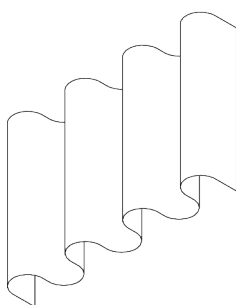


A: Tirante

B: Supporto a parete

C: Tirante a V

B. WAVE

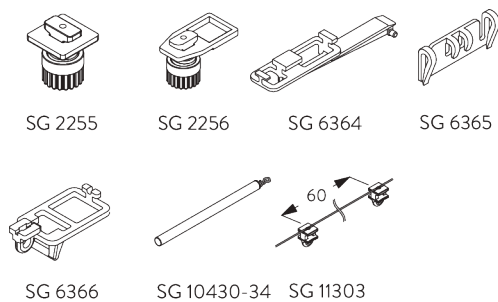


SG 11295

SG 11302

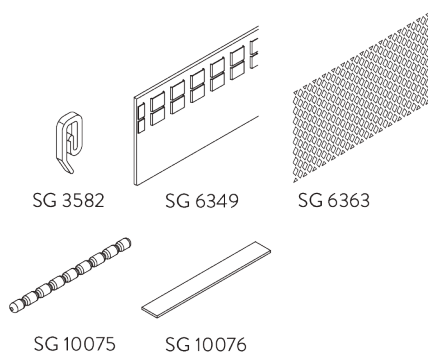
Componenti standard:

- SG 11295 Vite di arresto
- SG 11302 Scivolo a pattino Wave 2C 80 mm



Componenti opzionali (raggio min: >25 cm):

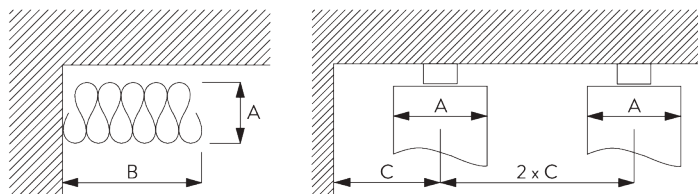
- SG 2255 Freno
- SG 2256 Freno
- SG 6364 Estensione Wave
- SG 6365 Gancio Wave
- SG 6366 Scivolo Wave per asta
- SG 10430-34 Asta
- SG 11303 Scivolo a pattino Wave 2C 60 mm



Componenti per tende:

- SG 3582 Gancio
- SG 6349 Fettuccia tessuto Wave
- SG 6363 Fettuccia termosaldabile Wave
- SG 10075 Peso in piombo 50 gr/m
- SG 10076 Peso in tessuto

Wave: ingombro tenda impacchettata (componenti standard)



A = Ingombro in profondità
B = Ingombro in larghezza
C = Min. distanza


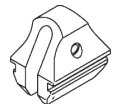

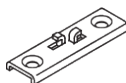
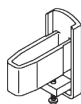

Scivoli rullo/pattino SG 11302	Tasche tra i ganci	Ricchezza tenda approx.	Ingombro in profondità A	Ingombro in larghezza B*	Min. distanza C
80	6	~2.1	140	180 per metro di sistema	90
80	7	~2.3	160	180 per metro di sistema	100

Scivoli rullo/pattino SG 11303	Tasche tra i ganci	Ricchezza tenda approx.	Ingombro in profondità A	Ingombro in larghezza B*	Min. distanza C
60	4	~2.1	100	230 per metro di sistema	70
60	5	~2.3	120	230 per metro di sistema	80

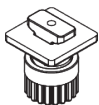
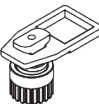






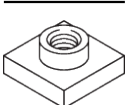
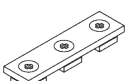
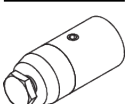



*La dimensione della pila B quando si utilizza il braccio di prolunga opzionale SG 6364 aumenta di 150 mm per pila di tende!

COMPONENTI

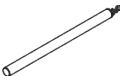








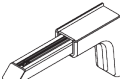
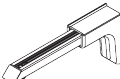

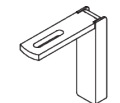
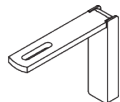
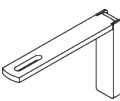
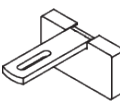
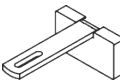
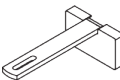
A. COMPONENTI STANDARD

	SG 6065 Arresto con occhio
	SG 6086 Molla di chiusura
	SG 6101 Profilo
	SG 6124 Supporto
	SG 6611 Tappo profilo
	SG 11300 Scivolo 2C


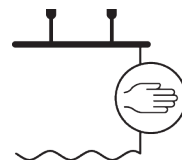
B. COMPONENTI OPTIONAL

	SG 2255 Freno
	SG 2256 Freno
	SG 3582 Gancio a G
	SG 6053 Fermo a molla
	SG 6094 Scivolo a rullo con gancio in acciaio
	SG 6098 Scivolo a rullo con occhio in acciaio
	SG 6110 Copriprofilo PVC
	SG 6112 Ponte di connessione
	SG 6117 Dado
	SG 6123 Congiunzione
	SG 6175 Tirante 3 cm
	SG 6190 Tirante
	SG 6196 Tirante con doppia manopola
	SG 6283 Scivolo a rullo

	SG 6349 Fettuccia wave
	SG 6363 Fettuccia termosaldabile
	SG 6364 Carrello wave
	SG 6365 Gancio wave
	SG 6366 Scivolo pilota wave con aggancio
	SG 6501 Tirante a V
	SG 6512 Ponte di congiunzione
	SG 6530 Tirante a V
	SG 6610 Supporto laterale
	SG 6614 Supporto laterale
	SG 10075 Piombo 50 g/m
	SG 10076 Piatina peso
	SG 10430 Asta in alluminio 50 cm
	SG 10431 Asta in alluminio 75 cm

	SG 10432 Asta in alluminio 100 cm		SG 11295 Fermo con vite
	SG 10433 Asta in alluminio 125 cm		SG 11301 Scivolo 2C in matarozza
	SG 10434 Asta in alluminio 150 cm		SG 11302 Scivoli a pattino 2C wave 80 mm
	SG 10492 Vite a testa cilindrica M4x8		SG 11303 Scivoli a pattino 2C wave 60 mm
	SG 11131 Vite a testa cilindrica con flangia M4x6		
	SG 11154 Smart fix universale 120 mm		
	SG 11155 Smart fix universale 150 mm		
	SG 11156 Smart fix universale 200 mm		
	SG 11206 Smart Fix con asola 60 mm		
	SG 11207 Smart Fix con asola 80 mm		
	SG 11208 Smart Fix con asola 100 mm		
	SG 11216 Smart Fix squadrato con asola 60 mm		
	SG 11217 Smart Fix squadrato con asola 80 mm		
	SG 11218 Smart Fix squadrato con asola 100 mm		

SG 6103



INFORMAZIONI SUL PRODOTTO

- **Movimentazione:** strappo
- **Range:** S - L
- **Fissaggio:** sospeso, soffitto, parete
- **Finiture:** verniciato bianco RAL 9016 e anodizzato argento, altri RAL su richiesta
- **Tessuti:** Silent Gliss Collection

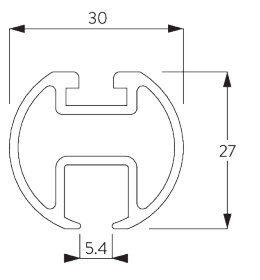
Caratteristiche:

- Divisore di ambienti universale
- Tecnologia con scivolo a 2 componenti (2C)
- Wave (2C)
- Sospeso
- Diversi layout versatili
- Curvabile in piano

SPECIFICHE DEL SISTEMA

A. PROFILO

Profilo e informazioni di curvatura

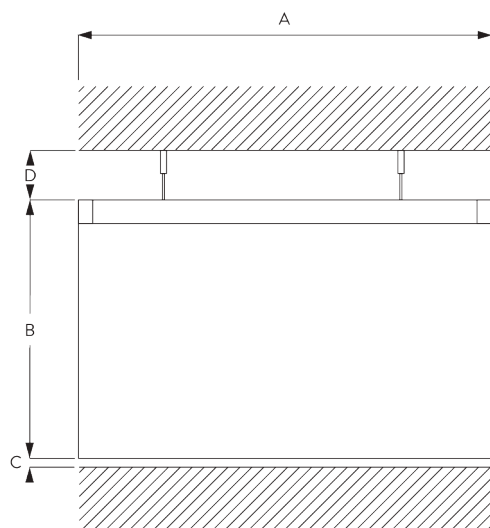


SG 6103p

Profilo

 Raggio:
>25 cm

B. MISURE



A: Larghezza del sistema

B: Altezza del sistema

C: Distanza del tessuto dal pavimento

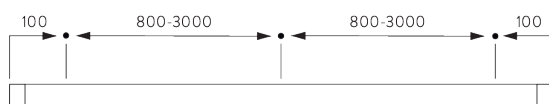
D: Distanza del sistema dal soffitto

INSTALLAZIONE

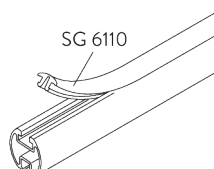
A. INFORMAZIONI DI FISSAGGIO

Per informazioni dettagliate a proposito dell'installazione, visita il sito [Silent Gliss](https://www.silentgliss.it).

Punti di fissaggio

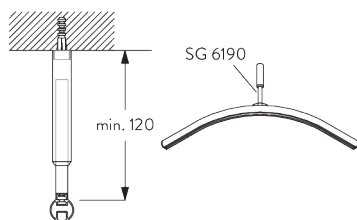


Copertura anti polvere

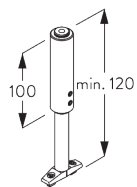


B. INSTALLAZIONE A SOFFITTO

Tirante SG 6190 / SG 6196

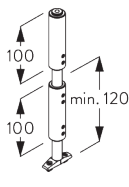


Oppure variante con tirante con doppia manopola SG 6196.



SG 6190

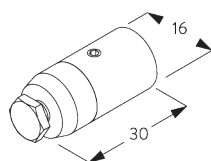
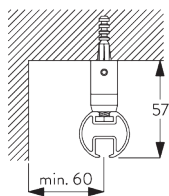
Tirante



SG 6196

Tirante con doppia manopola

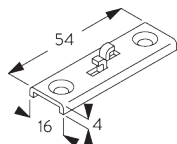
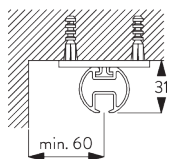
Mini tirante SG 6175



SG 6175

Tirante 3 cm

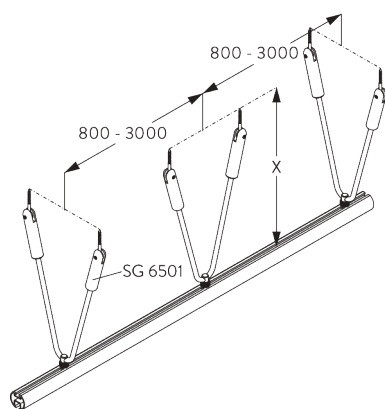
Supporto SG 6124



SG 6124

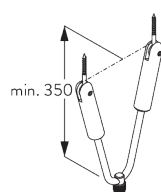
Supporto

V-hanger



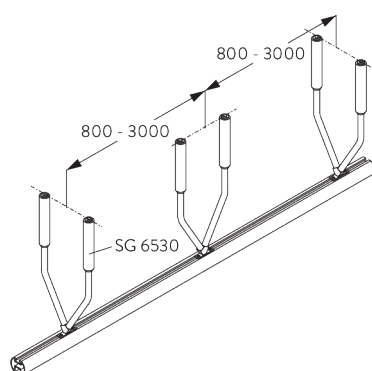
SG 6501:

I tiranti a V garantiscono ulteriore stabilità laterale.



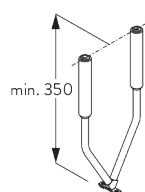
SG 6501

Tirante a V



SG 6530:

Tirante a V garantiscono ulteriore stabilità laterale.

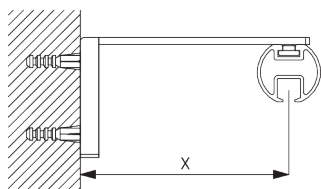


SG 6530

Tirante a V

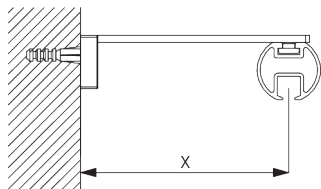
C. INSTALLAZIONE A PARETE

Smart Fix



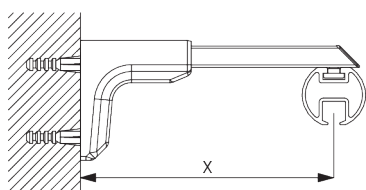
Smart Fix con asola SG 11206 - SG 11208:

Necessaria vite SG 10492 (M4x8).



Smart Fix con asola SG 11216 - SG 11218:

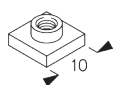
Necessaria vite SG 10492 (M4x8).



Smart Fix universale SG 11154 - SG 11156:

Necessaria vite SG 11131 (M4x6).

Smart Fix	X mm
SG 11206 / SG 11216	33-51
SG 11207 / SG 11217	53-71
SG 11208 / SG 11218	73-91
SG 11154	102-130
SG 11155	132-160
SG 11156	182-210



SG 6117

Dado



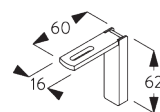
SG 10492

Vite a testa cilindrica M4x8



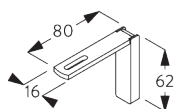
SG 11131

Vite a testa cilindrica con flangia M4x6



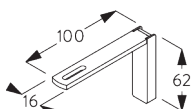
SG 11206

Smart Fix con asola 60 mm



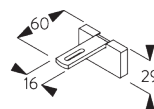
SG 11207

Smart Fix con asola 80 mm



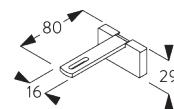
SG 11208

Smart Fix con asola 100 mm



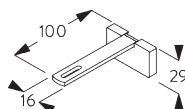
SG 11216

Smart Fix squadrato con asola 60 mm



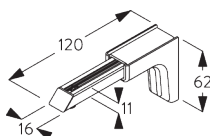
SG 11217

Smart Fix squadrato con asola 80 mm



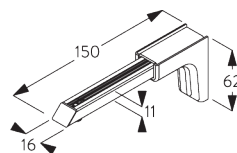
SG 11218

Smart Fix squadrato con asola 100 mm



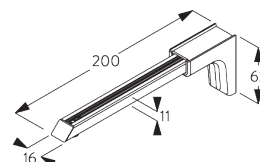
SG 11154

Smart fix universale 120 mm



SG 11155

Smart fix universale 150 mm

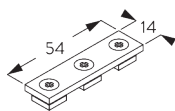
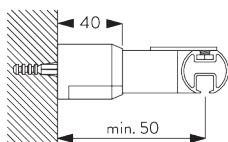


SG 11156

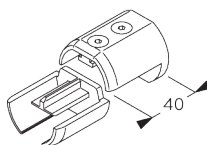
Smart fix universale 200 mm

D. SUPPORTO A PARETE

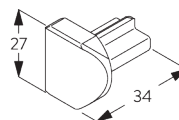
Supporto SG 6620



SG 6123
Congiunzione



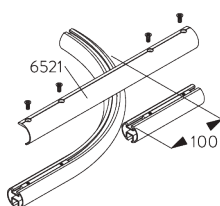
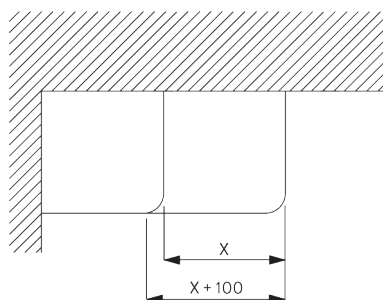
SG 6620
Supporto laterale



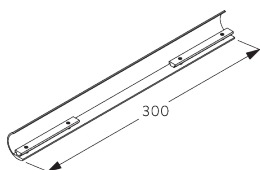
SG 6631
Tappo per incrocio

E. CONGIUNZIONI TRA PROFILI

Ponte di congiunzione SG 6521

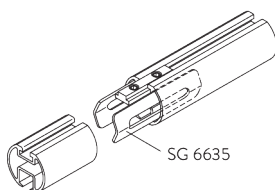


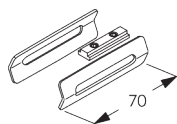
Nota: assicurati di allegare uno schizzo!



SG 6521
Ponte di congiunzione

Set di congiunzione SG 6635

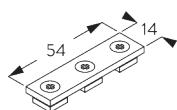
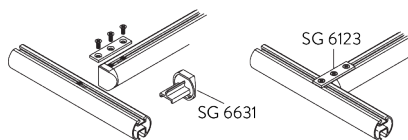




SG 6635

Congiunzione interna

Ponti di congiunzione SG 6123

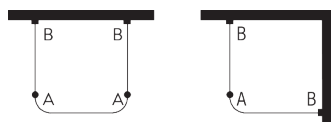


SG 6123

Congiunzione

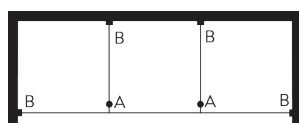
OPZIONI DEL SISTEMA

A. POSSIBILI LAYOUT



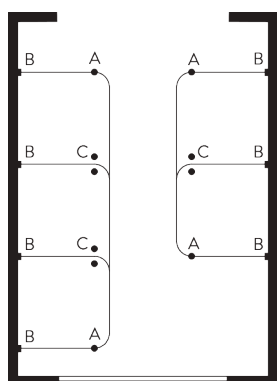
A: Tirante

B: Supporto a parete



A: Tirante

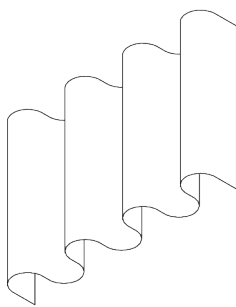
B: Supporto a parete



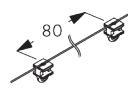
A: Tirante

B: Supporto a parete

C: Tirante a V



SG 11295



SG 11302

Componenti standard:

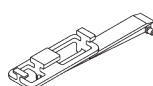
- SG 11295 Vite di arresto
- SG 11302 Scivolo a pattino Wave 2C 80 mm



SG 2255



SG 2256



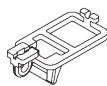
SG 6364



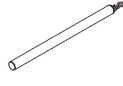
SG 6365

Componenti opzionali:

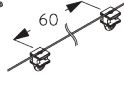
- SG 2255 Freno
- SG 2256 Freno
- SG 6364 Estensione Wave
- SG 6365 Gancio
- SG 6366 Scivolo Wave per asta
- SG 10430-34 Asta
- SG 11303 Scivolo a pattino Wave 2C 60 mm



SG 6366



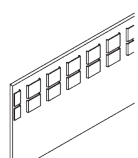
SG 10430-34



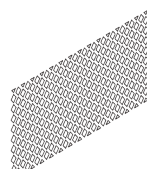
SG 11303



SG 3582



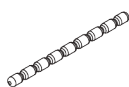
SG 6349



SG 6363

Componenti per tende:

- SG 3582 Gancio
- SG 6349 Fettuccia tessuto Wave
- SG 6363 Fettuccia termosaldabile Wave
- SG 10075 Peso in piombo 50 gr/m
- SG 10076 Piattina peso

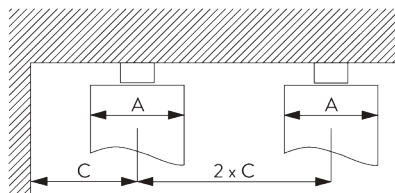
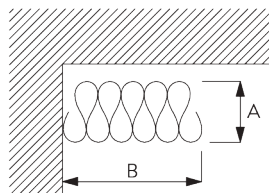


SG 10075



SG 10076

Wave: ingombro tenda impacchettata (componenti standard)



A = Ingombro in profondità
B = Ingombro in larghezza
C = Min. distanza


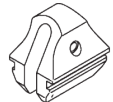

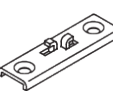
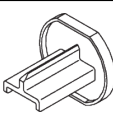
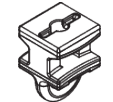
Scivoli rullo/pattino SG 11302	Tasche tra i ganci	Ricchezza tenda approx.	Ingombro in profondità A	Ingombro in larghezza B*	Min. distanza C
80	6	~2.1	140	180 per metro di sistema	90
80	7	~2.3	160	180 per metro di sistema	100

Scivoli rullo/pattino SG 11303	Tasche tra i ganci	Ricchezza tenda approx.	Ingombro in profondità A	Ingombro in larghezza B*	Min. distanza C
60	4	~2.1	100	230 per metro di sistema	70
60	5	~2.3	120	230 per metro di sistema	80

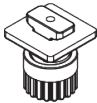
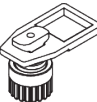





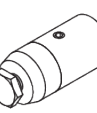
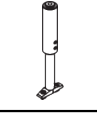
**La dimensione della pila B quando si utilizza il braccio di prolunga opzionale SG 6364 aumenta di 150 mm per pila di tende!*

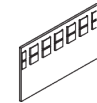
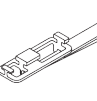



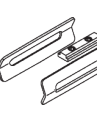

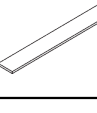

COMPONENTI

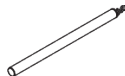
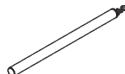
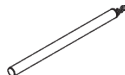


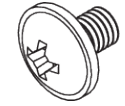
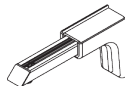
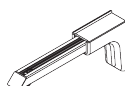
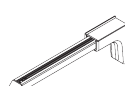
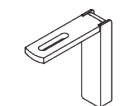
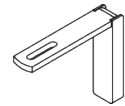
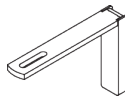
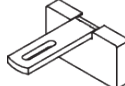
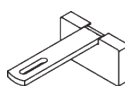
A. COMPONENTI STANDARD

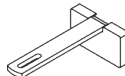


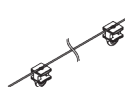
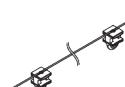
	SG 6065 Arresto con occhio
	SG 6086 Molla di chiusura
	SG 6103p Profilo
	SG 6124 Supporto
	SG 6630 Tappo profilo
	SG 11300 Scivolo 2C

B. COMPONENTI OPTIONAL

	SG 2255 Freno
	SG 2256 Freno
	SG 3582 Gancio a G
	SG 6053 Fermo a molla
	SG 6094 Scivolo a rullo con gancio in acciaio
	SG 6098 Scivolo a rullo con occhio in acciaio
	SG 6110 Copriprofilo PVC
	SG 6117 Dado
	SG 6123 Congiunzione
	SG 6125 Congiunzione per angolo
	SG 6175 Tirante 3 cm
	SG 6190 Tirante
	SG 6196 Tirante con doppia manopola
	SG 6283 Scivolo a rullo

	SG 6349 Fettuccia wave
	SG 6363 Fettuccia termosaldabile
	SG 6364 Carrello wave
	SG 6365 Gancio wave
	SG 6366 Scivolo pilota wave con aggancio
	SG 6501 Tirante a V
	SG 6521 Ponte di congiunzione
	SG 6530 Tirante a V
	SG 6620 Supporto laterale
	SG 6631 Tappo per incrocio
	SG 6635 Congiunzione interna
	SG 10075 Piombo 50 g/m
	SG 10076 Piatina peso
	SG 10430 Asta in alluminio 50 cm

	SG 10431 Asta in alluminio 75 cm
	SG 10432 Asta in alluminio 100 cm
	SG 10433 Asta in alluminio 125 cm
	SG 10434 Asta in alluminio 150 cm
	SG 10492 Vite a testa cilindrica M4x8
	SG 11131 Vite a testa cilindrica con flangia M4x6
	SG 11154 Smart fix universale 120 mm
	SG 11155 Smart fix universale 150 mm
	SG 11156 Smart fix universale 200 mm
	SG 11206 Smart Fix con asola 60 mm
	SG 11207 Smart Fix con asola 80 mm
	SG 11208 Smart Fix con asola 100 mm
	SG 11216 Smart Fix squadrato con asola 60 mm
	SG 11217 Smart Fix squadrato con asola 80 mm

	SG 11218 Smart Fix squadrato con asola 100 mm
	SG 11295 Fermo con vite
	SG 11301 Scivolo 2C in matarozza
	SG 11302 Scivoli a pattino 2C wave 80 mm
	SG 11303 Scivoli a pattino 2C wave 60 mm

Gli architetti del silenzio

Silent Gliss è il fornitore leader a livello mondiale di sistemi per l'oscuramento d'interni nel mercato di fascia alta.

Forti di una tecnologia all'avanguardia e di una costante dedizione alla precisione, progettiamo e realizziamo sistemi per tende estremamente scorrevoli e silenziosi.

Guidata dalle esigenze dei suoi clienti, Silent Gliss realizza sistemi per tende su misura mettendo a disposizione la consulenza tecnica di esperti, un servizio di installazione nonché un servizio di assistenza post-vendita. Silent Gliss è sinonimo di soluzioni innovative e sostenibili, design eccezionale e qualità superiore. Ingegneria svizzera dal 1952.

Silent Gliss Italia s.r.l.

Villa Onice
Via Joe Colombo, 8
20124 Milano (MI)
Italia

T +39 02 26 9031
info@silentgliss.it

silentgliss.it