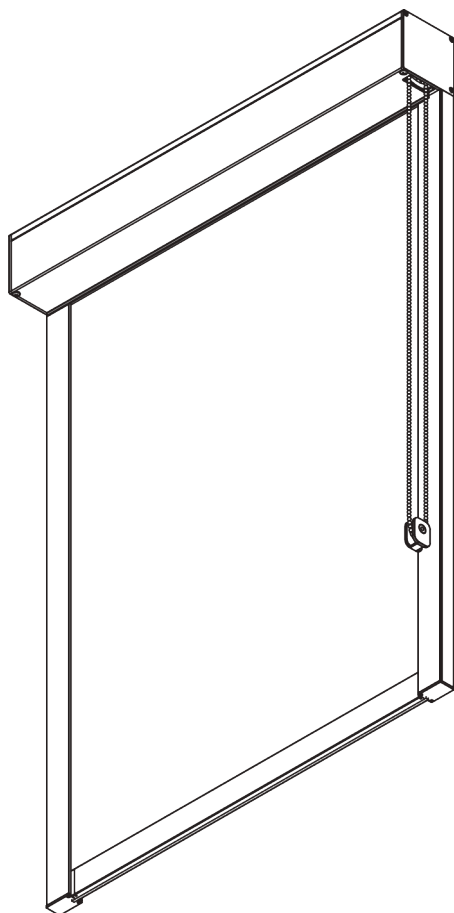



# SG 4730

---



## INFORMAZIONI SUL PRODOTTO

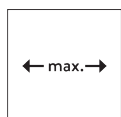
- **Movimentazione:** catenella
- **Range:** M
- **Fissaggio:** soffitto, parete, incasso
- **Finiture:** verniciato bianco RAL 9016 o verniciato nero RAL 9005, altri RAL su richiesta
- **Tessuti:** Silent Gliss Collection

### **Caratteristiche:**

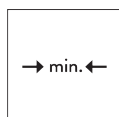
- Tecnologia Zip
- Catenella in acciaio INOX
- Frizione 2 a 1
- Canale laterale 40 mm, punti di fissaggio pre-forati

# SPECIFICHE DEL SISTEMA

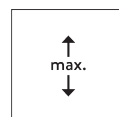
## A. DIMENSIONI DEL SISTEMA



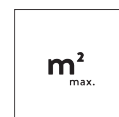
2.2 m



65 cm



2.4 m



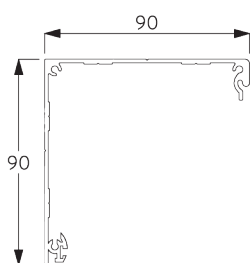
5.3 m<sup>2</sup>



3.7 kg

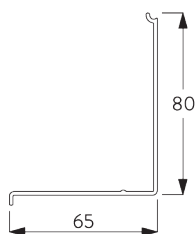
## B. PROFILO

Informazioni sul profilo



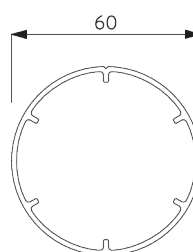
**SG 10996**

Cassonetto parte fissa 90 mm



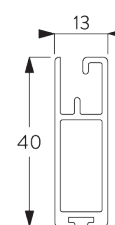
**SG 10997**

Cover cassonetto 90 mm



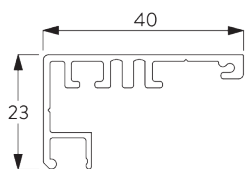
**SG 11037**

Tubo ø 60 mm



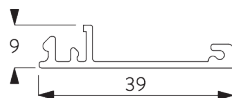
**SG 10993**

Piattina peso



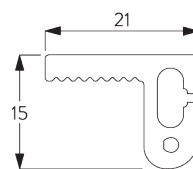
**SG 11418**

Guida laterale parte fissa



**SG 11419**

Cover guida laterale

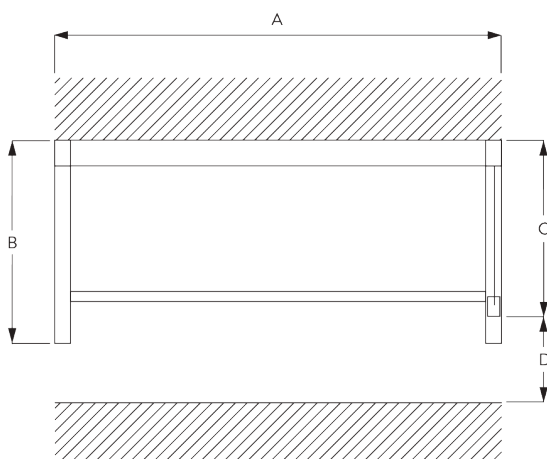


**SG 11421**

Profilo zip

## C. MISURE

Fissaggio nel vano



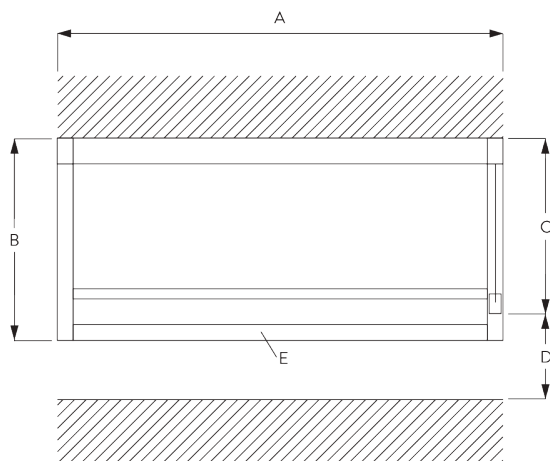
A: Larghezza sistema

B: Altezza sistema

C: Altezza catenella

D: Dispositivo di sicurezza SG 10731 min. 150 cm da terra

## Fissaggio frontale



A: Larghezza sistema

B: Altezza sistema

C: Altezza catenella

D: Dispositivo di sicurezza SG 10731 min. 150 cm da terra

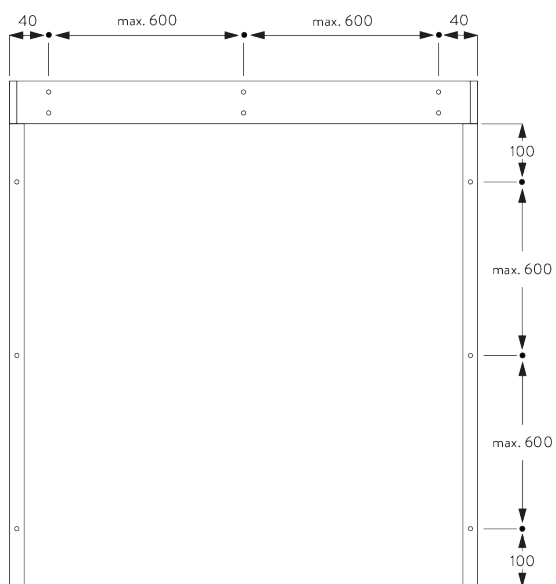
E: Optional: profilo di arresto (SG 11418 / SG 11419)

# INSTALLAZIONE

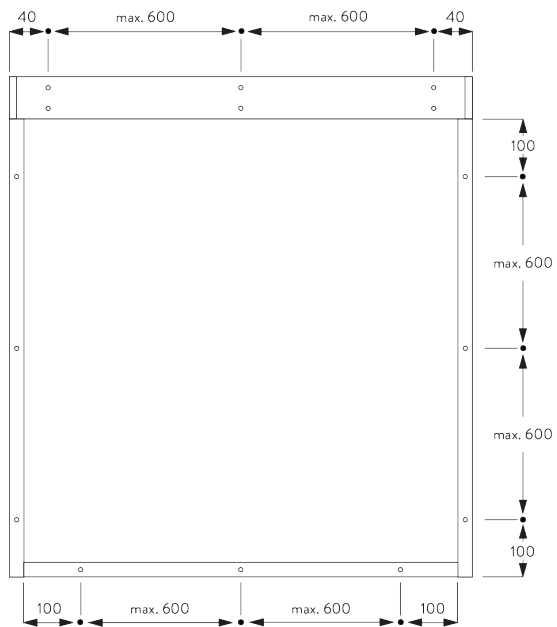
## A. INFORMAZIONI DI FISSAGGIO

Per informazioni dettagliate a proposito dell'installazione, visita il sito [Silent Gliss](http://SilentGliss.com).

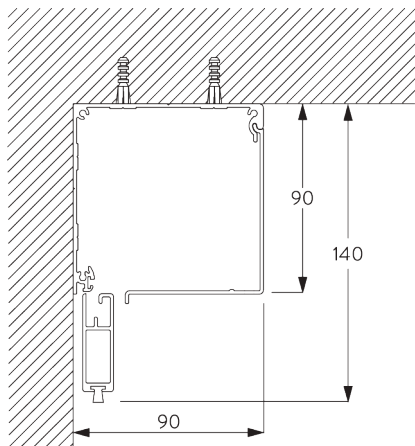
### Fissaggio nel vano - punti di fissaggio



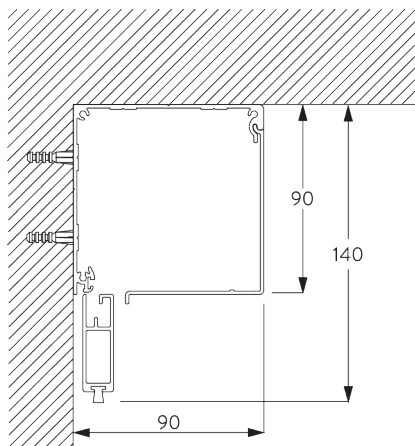
**Fissaggio frontale -  
punti di fissaggio**



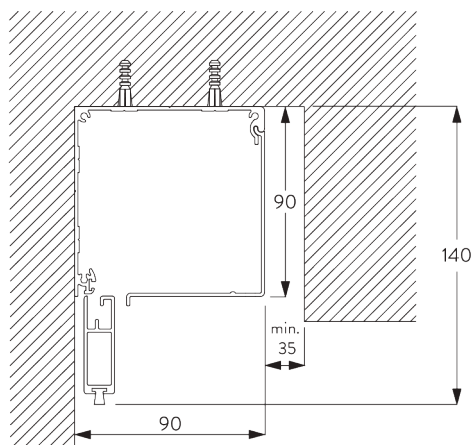
**B. FISSAGGIO A  
SOFFITTO**



**C. FISSAGGIO A  
PARETE**

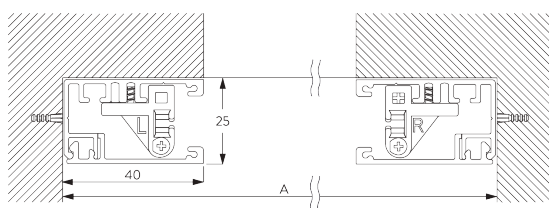


**D. FISSAGGIO A  
INCASSO**



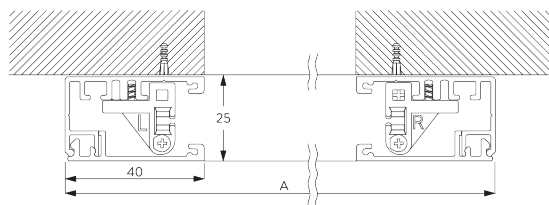
**E. PROFILI LATERALI  
SG 11418 / SG 11419**

**Fissaggio nel vano**



A: Larghezza del sistema

**Fissaggio frontale**



A: Larghezza del sistema

# NOTE GENERALI

## **Dimensioni**

- Le misure sono in mm, tranne dove indicate.
- Max. Kg è relativo al peso tessuto accessori inclusi (balze, piattine, inserti ecc.).

## **Installazione**



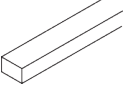
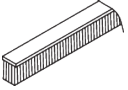

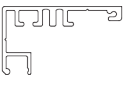
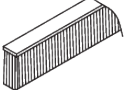



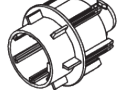
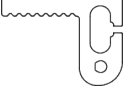
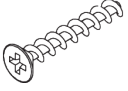
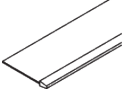
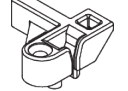
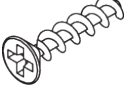
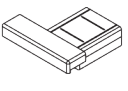


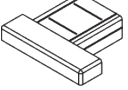
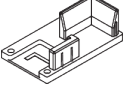

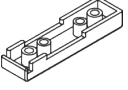
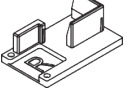

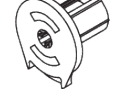
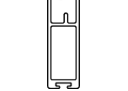
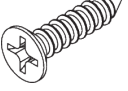

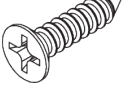
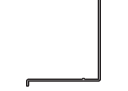
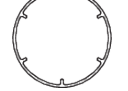
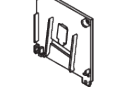

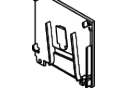

- Installazione solo a cura di personale qualificato.
- Il numero dei punti di fissaggio e il loro posizionamento sono determinati soprattutto dalla superficie di installazione, dalla confezione del tessuto, e da eventuali ostacoli nella corsa.
- Il personale qualificato deve utilizzare viti e sistemi di fissaggio adeguati ad ogni situazione.
- Lo scalino superiore del profilo va sempre rivolto verso l'interno stanza.
- Il collegamento elettrico deve essere effettuato in accordo con gli schemi forniti da Silent Gliss e conforme alle regolamentazioni locali.
- Verificare lo spazio per cavi e spine!

## **Child Safety**

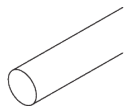
- Tutti i sistemi Silent Gliss rispettano la norma EN 13120.
- Tutte le parti utilizzate rispettano la norma EN 13120.

# COMPONENTI

## A. COMPONENTI STANDARD

|   |   |   |  |   |  |
|---|---|---|--|---|--|
|    | <b>SG 4226</b><br>Biadesivo 30 mm                 |    | <b>SG 11011</b><br>Clip                                      |    | <b>SG 11060</b><br>Nastro adesivo in schiuma     |
|    | <b>SG 4508</b><br>Spazzolino 5x7 mm               |    | <b>SG 11012</b><br>Clip                                      |    | <b>SG 11418</b><br>Guida laterale parte fissa    |
|    | <b>SG 4509</b><br>Spazzolino 5x12 mm              |    | <b>SG 11017</b><br>Adattatore tubo                           |    | <b>SG 11419</b><br>Cover guida laterale          |
|    | <b>SG 6791</b><br>Vite 3.9x32                     |    | <b>SG 11018</b><br>Adattatore tubo                           |    | <b>SG 11421</b><br>Profilo zip                   |
|    | <b>SG 6933</b><br>Vite svasata PT KA25x16         |    | <b>SG 11025</b><br>Zip                                       |    | <b>SG 11473</b><br>Guida zip sinistra            |
|   | <b>SG 6936</b><br>Vite a testa svasata PT KA22x10 |   | <b>SG 11028</b><br>Tappo sinistra                            |   | <b>SG 11474</b><br>Guida zip destra              |
|  | <b>SG 6942</b><br>Vite a testa svasata KA30x8     |  | <b>SG 11029</b><br>Tappo destra                              |  | <b>SG 11475</b><br>Tappo guida laterale sinistra |
|  | <b>SG 10668</b><br>PVC strip 10 mm                |  | <b>SG 11030</b><br>Cover                                     |  | <b>SG 11476</b><br>Tappo guida laterale destra   |
|  | <b>SG 10731</b><br>Set tensionatore child safety  |  | <b>SG 11032</b><br>Comando catenella                         |   |  |
|  | <b>SG 10993</b><br>Piattina peso                  |  | <b>SG 11034</b><br>Vite a testa svasata 3,5x16               |   |  |
|  | <b>SG 10996</b><br>Cassonetto parte fissa 90 mm   |  | <b>SG 11035</b><br>Vite a testa svasata 2,2x9.5              |   |  |
|  | <b>SG 10997</b><br>Cover cassonetto 90 mm         |  | <b>SG 11037</b><br>Tubo ø 60 mm                              |   |  |
|  | <b>SG 11006</b><br>Tappo sinistro 90 mm           |  | <b>SG 11040</b><br>Catenella 4.5 mm                          |   |  |
|  | <b>SG 11007</b><br>Tappo destro 90 mm             |  | <b>SG 11059</b><br>Vite a testa cilindrica con flangia M4x12 |   |  |

## **B. COMPONENTI OPTIONAL**



**SG 4951**

*Tondino in acciaio ø 8 mm*



**SG 11050**

*Molla sinistra*



**SG 11051**

*Molla destra*