
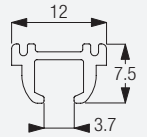

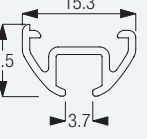

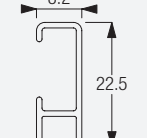

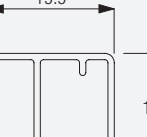

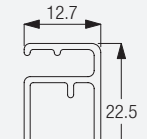

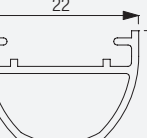

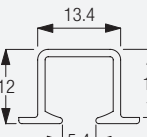

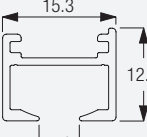


Sistemi per tende arricciate a strappo





Tabella sistemi

Dimensioni	Profilo		Caratteristiche / opzioni		Opzioni di fissaggio					Superfici di fissaggio			Sistemi					
	Peso	Dimensioni in mm	Canale di scorrimento	Raggio minimo di curvatura (mm)	Scivoli click-in	Scivoli click-in / out	Dispositivo di sicurezza	Scivoli a rullo o a pattino	Wave	Fissaggio a soffitto	Fissaggio a incasso	Fissaggio a parete		Fissaggio diretto	Fissaggio con tiranti	Legno	Cemento	In libera sospensione
	1012		3.7	60	●					●		●			●	●	●	1012
	1060		3.7	60	●					●					●	●	●	1060
	1080		3.7	60	●					●	●				●	●	●	1080
	1280		200			●				●	●				●	●	●	1280
	1290		150		●		●			●	●				●	●	●	1290
	6010		5.4	150					●	●					●	●	●	6010
	6243		5.4	200			●	●		●		●					●	6243
	6465		5.4	80			●	●	●						●	●	●	6465

Weight Range	Dimension	Profile		Features / Options							Fitting Options				Fitting Surfaces			System	
		Profile Number	Dimensions in mm	Gliding Channel	Min. Bending Radius (mm)	Click-in Gliders applicable	Click-in / out Gliders applicable	Picture hanging System	Safety Feature	Roller or Gliders applicable	Wave applicable	Ceiling Fix	Recess Fix	Wall Fix	Direct Fix	Fixation with Hangers	Wood		Concrete
kg	1200	1200			60	●					●		●			●	●	●	1200
kg	1080	1080		3.7	60		●						●			●	●		3600
kg	6010	6010		5.4	150					●	●					●	●	●	6010
kg	6290	6290		5.4				●		●	●		●			●	●		6290
kg	6380	6380		5.4	200						●	●	●			●	●	●	6380
kg	1280	1280			200	●					●		●			●	●	●	1280



www.silentgliss.it